

Chapter 2

Lesson 1

Make a Decision

Theme: Decision Making

Lesson Objective:

Students will demonstrate knowledge of the characteristics of decisions. Students will demonstrate ability to summarize important points from class discussion. (See matrix for Arizona Academic/Adult Standards).

Steps to Follow:

“When you come to a fork in the road, take it.” --Yogi Berra

1. State: there are many “formulas”, “flowcharts”, “models” to make decisions. But people make decisions in different ways. We’re going to take three steps to make a decision: Step 1- Self-talk; Step 2- Gather Information; Step 3- Decide with Pride. Have students predict contents of each step. Show the 3 Steps to Decide with Pride (T1)
2. Define decision (an idea to include: decisions are inevitable; it’s a decision to not make a decision).
3. Define decision (a problem to solve, action to take, goal to achieve, choice to make).
4. On the board as a group, partnered, or individually complete, *DECISIONS: The Web S1*. **See Lesson 1 Background for recommended ideas.**
5. Go around the web; give examples of each characteristic of decisions. Point out characteristics that make deciding difficult. If it hasn’t come up already, discuss, how to know if it’s the “right thing” or the “right” decision?
 - Emphasize a decision is “right” for you if, it supports your values, leads to (not away from) your goals and you are comfortable or you like living the consequences. “Comfortable” may mean that you are able to be proud as you explain to others what you decided and why. You don’t have to blame others or make excuses. You live within the law. Discussion should also include your “level of comfort” regarding others (victims) having to live the consequences of your decisions.
6. Hand out *DECISIONS: Three Paragraphs S2* worksheet. Read directions aloud.

7. Before students start to write, show and explain the *M2W* Rubric (see Chapter 2 Background) by which their work will be measured.

Materials:

DECISIONS: The Web S1

DECISIONS: Three Paragraphs S2

3 Steps to Decide with Pride S3

Evaluation:

Rubric

Enrichment:

Students create a set of posters showing the 3 Steps to Decide with Pride.

How People Decide EN1

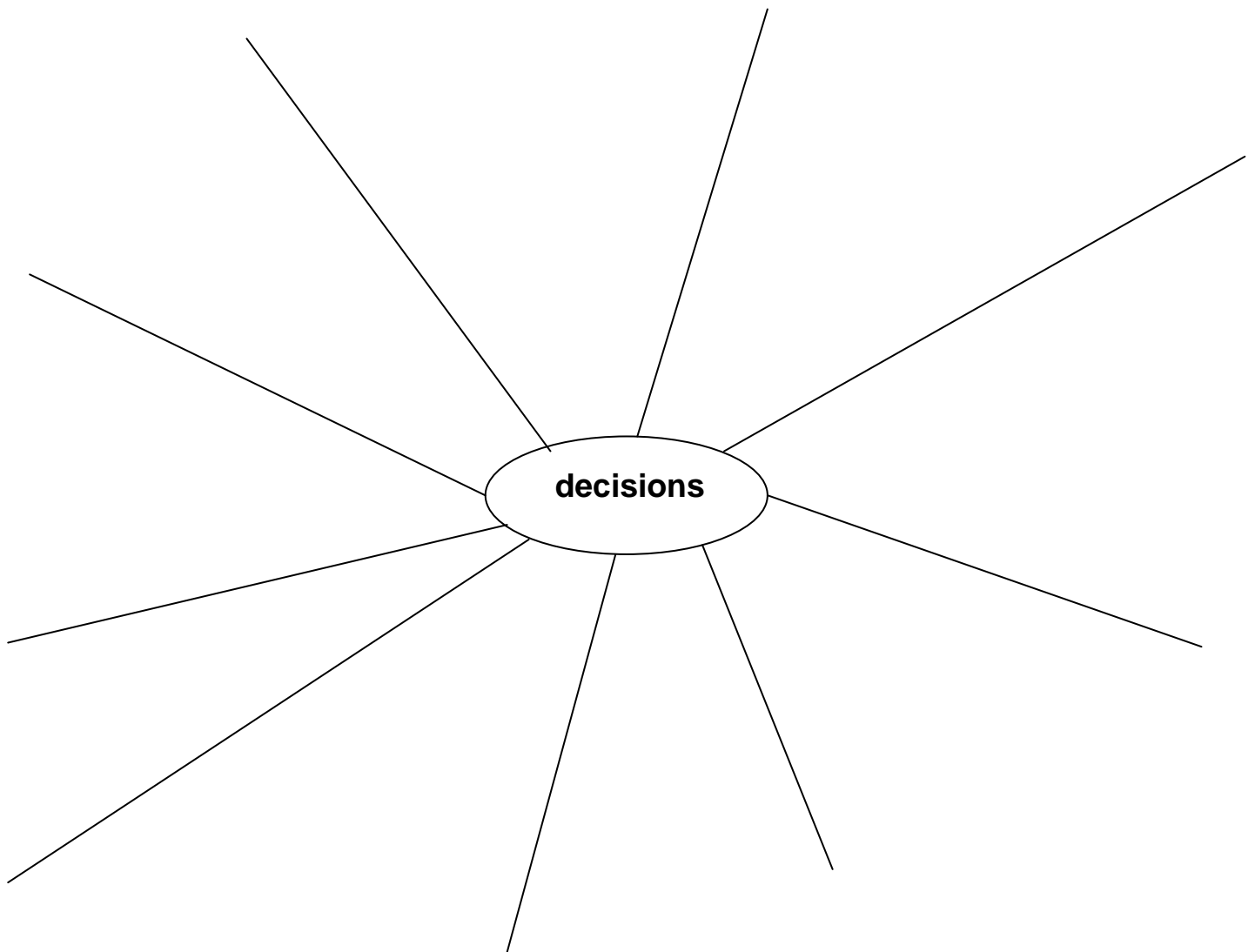
Decide, Decide EN2

Did I Ever Tell You? EN3

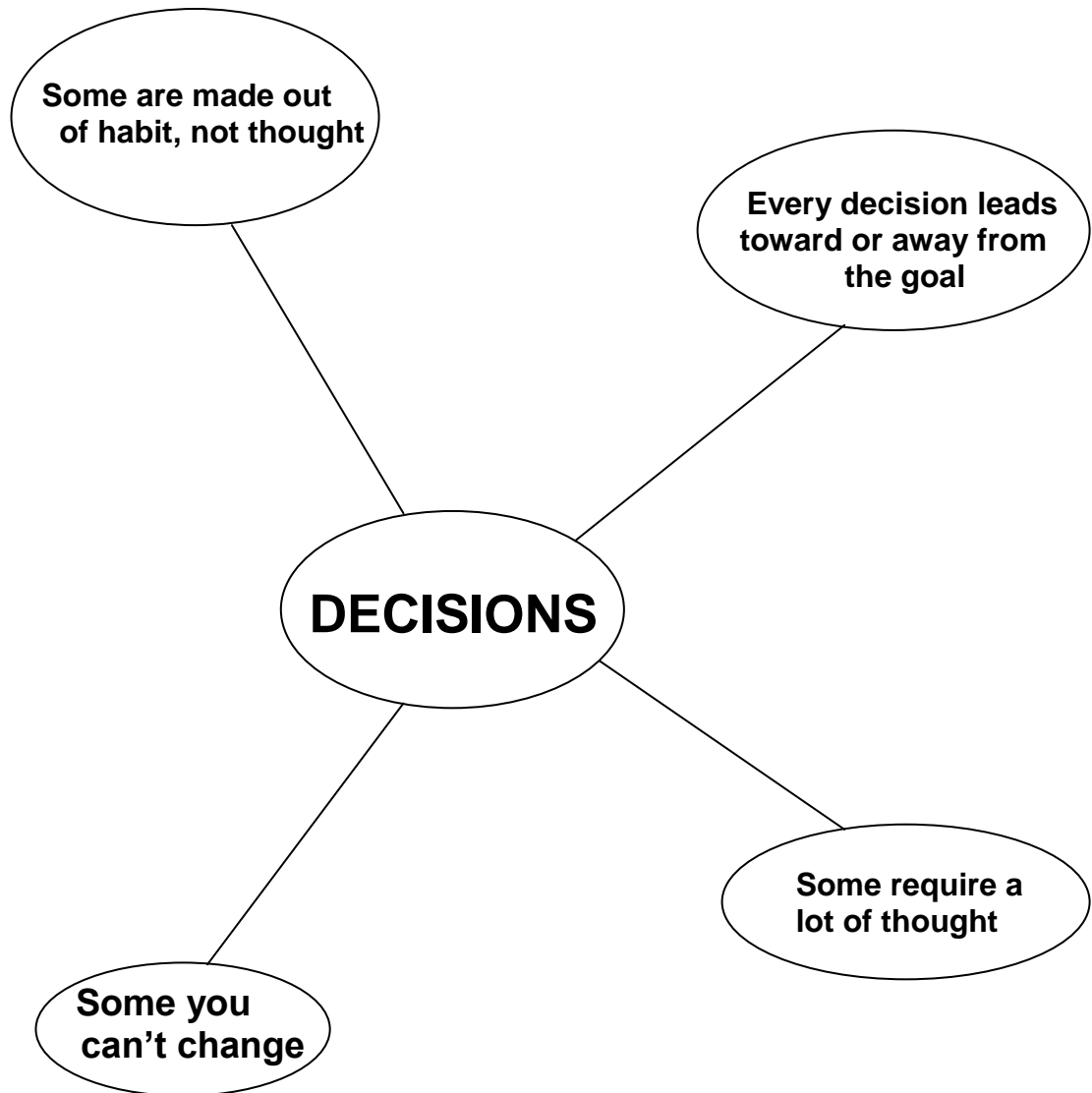
Chapter 2 Vocabulary EN4

DECISIONS: The Web

S1



Example:



S2

Title _____

Characteristics/Examples/Details

This image shows a single sheet of white paper with horizontal blue or grey ruling lines. The lines are evenly spaced and run across the width of the page. There are no margins, text, or other markings on the paper.

Paragraph #2 Difficulties

Paragraph #3 Importance

3 Steps to


DECIDE WITH



PRIDE

Step 1 Self-Talk

Before your CHOICE, hear your VOICE say,



VGC

Ask Yourself



What are my VALUES?

What are my GOALS?

What are my CHOICES?

Can I live the CONSEQUENCES?

**Do I want OTHER PEOPLE to live these
consequences?**

Step 2 Gather Information

◆ **OBSERVE**

◆ *Ask Questions*

◆ *Listen*

◆ *Think:*


Is this information fact or opinion

◆ *Look*


From other points of view

Step 3 Decide With Pride


Ask Yourself:



“Does this decision show what I value?”



**“Does it lead toward, not away from my
important goals?”**



“Am I comfortable living the consequences?”

***“Am I comfortable with others living the
consequences?”***

***“Can I explain my decision completely
‘above the line of responsibility?’”***

“No lie or deny”

How People Decide

EN1

Put a check by the ways you've used to make decisions.

_____ **Fate:** It'll work out somehow.

_____ **Someone Else Decides:** I'll let someone else make this decision.

_____ **Putting It Off:** I'll think about this later.

_____ **Impulsive:** I'll take the first alternative that comes up.

_____ **Doing Nothing:** I will ignore this completely.

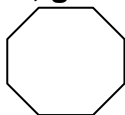
_____ **Intuitive:** I will do what feels right.

_____ **Too Much Information:** I have so much information I can't decide.

_____ **Sensible:** I will take the most sensible solution and ignore my feelings.

_____ **Head, heart, gut:** I'll stop and think, weigh my emotions, listen to my intuition.

Think About It:



1. Circle the one(s) you think you use most often.
2. In which ways to make a decision does the person give up his freedom to decide himself?

For each question below, give at least 3 reasons for your opinion. Use a list or a web.

Answer these questions on the back of this paper.

1. What ways would you want your children to use to make decisions?
2. What ways would you want your boss to use to make business decisions?
3. What ways would you want the U.S. government to use to make decisions?

Decide Decide

EN2

Not all decisions need as much thought as others. Some are automatic while others require serious thought.

Use this scale to rate the following decisions. Write the number on the line. Compare and contrast your answers with other group members.

0

1

2

3

Not clearly
under your
control
Someone
else decides

Routine
Habit
Becomes
automatic

Think about
it a little
Study it
some

Stop, Think
Carefully
research
Ask questions

- ____ A. When to get up in the morning?
- ____ B. What to eat for lunch?
- ____ C. Where to work?
- ____ D. What car to buy?
- ____ E. How to spend your paycheck?
- ____ F. What career to pursue?
- ____ G. How to stay healthy?
- ____ H. Whom to date?
- ____ I. When to swear?
- ____ J. Who to trust as a loyal friend?
- ____ K. What route to take from home to work?

Think About It:



Write your answers on the back of this paper.

1. Were there major differences in the way people in your group decide?
Write at least three reasons why you think this is the case.
2. Situations and people change all the time. What changes could cause your answers to change? List or web at least 3.

DID I EVER TELL YOU?
Dr. Seuss

EN3

Did I ever tell you about the young Zode
Who came to two signs at the fork of a road?
One said: To Place One, and the other: Place Two.
So the Zode had to make up his mind what to do.
Well . . . the Zode scratched his head. And his chin. And his pants
And he said to himself, "I'll be taking a chance
If I go to Place One. Now, that place may be hot!
And, so how do I know if I'll like it or not
On the other hand, though, I'll be sort of a fool
If I go to Place Two and I find it too cool.
In that case I may catch a chill and turn blue!
So, maybe, Place One is the best, not Place Two.
On the other hand, though, If Place One is too high.
I may catch a terrible earache and die!
So Place Two may be best!
 On the other hand, though. . . .
What might happen to me if Place Two is too low.?
I might get some very strange pain in my toe!
Then he stopped, and he said, "On the OTHER hand, though. . .
On the other hand . . . other hand
 other hand though!
And for 36 hours and ½, that poor Zode
Made starts and stops at that fork in the road.
Saying, "Don't take a chance. You may not be right."
Then he got an idea that was wonderfully bright!
"Play safe!" cried the Zode. "I'll play safe! I'm no dunce!
I'll simply start off for both places at once!"

And that's how the Zode, who would not take a chance,
Got to No place at All, with a split in his pants.

Decision-making is not an easy process.

When have you felt like the Zode?

Do you have to stick with a decision if you discover problems?

What about always switching back and forth?

Chapter 2 Vocabulary

EN4

Directions:

Match the correct definition to the appropriate term. You may use an answer more than once.

1. _____ Occupation
2. _____ Vocation
3. _____ Employed
4. _____ Self-Employed
5. _____ Skills
6. _____ Interview
7. _____ Volunteer
8. _____ Salary
9. _____ Community Service
10. _____ Workplace
11. _____ Time Management
12. _____ Goals
13. _____ Strength
14. _____ Weakness
15. _____ Ability
16. _____ Effort
17. _____ Achievement
18. _____ Procrastination

Chapter 2 Vocabulary Answer Sheet

EN4

Directions:

Match the correct definition to the appropriate term. You may use 1 answer more than once.

1. F
2. B
3. C
4. H
5. J
6. E
7. G
8. K
9. N
10. A
11. P
12. L
13. M
14. Q
15. D
16. O
17. I
18. R

Chapter 2 Vocabulary

EN4

- A. The place where you do your job
- B. A group of jobs that have similar characteristics
- C. Working for someone else
- D. Being able to do something
- E. One person asking another person questions
- F. A name for your job or career
- G. Working without being paid for the work you do
- H. You are your own boss
- I. Accomplishing something
- J. Combining your talents with special training
- K. The money you make at your job
- L. Making plans for your future
- M. Something you are good at or enjoy doing
- N. Volunteer work for the benefit of the town you live in
- O. Trying hard to do your best work
- P. Being in control of your own time
- Q. Something that is hard and frustrating to do
- R. Putting off for tomorrow what you should do today

Enrichment:

- Using the 19 terms above make a wordfind.
- Pick 8 words. Put each in the center of a web. Adds at least personal details to the web, example:

