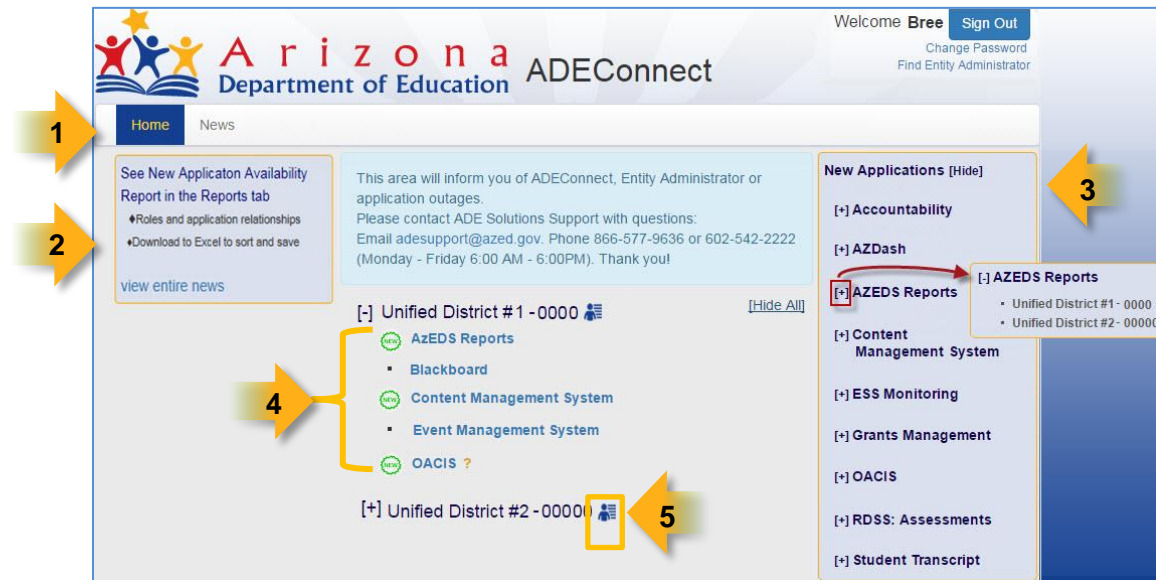


ADEConnect Portal

Figure 1: Home Screen



(1) Navigates the ADEConnect Portal. Options turn **blue** when selected:

- **Home:** Returns to the Home screen (Figure 1).
- **News:** Lists new applications, changes, and enhancements, with links to helpful information (Figure 2).

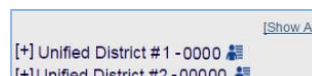
(2) Displays the most recent unread news. Click **View Entire News** to see all content posted on the News tab (Figure 2).

(3) Lists new applications recently added to ADEConnect.

- Click **[+]** to expand an application to display Entities with access.
 - Click **[-]** to collapse the application.
- Click **[Hide]** to collapse the entire sidebar:
 - Click **[Show]** to expand the sidebar

(4) Lists applications available per Entity:

- **NEW** indicates a new application (also listed in the right-hand **New Applications** sidebar)
 - Opening the application removes the **New** icon and removes it from the sidebar.
 - **Example:** In Figure 1, Blackboard has been used so it is no longer labeled New and is no longer shown in the New Applications sidebar.
- Click **[+]** to expand an Entity and view available applications.
 - Click **[-]** to collapse an Entity.
- **?** indicates an FAQ is available for the application; click the **?** icon to open the FAQ.
- Click **[Hide All]** to collapse all Entities:
 - Click **[Show All]** to expand all Entities.



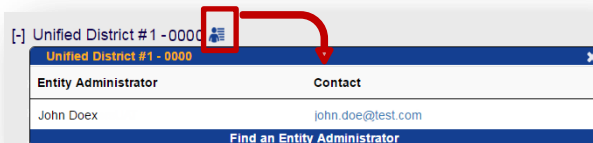
ADE Quick Reference Guides

ADEConnect



(5) Displays specific Entity Admin contact information. This replaces the Administrator Contact link.

- Click to close the window.



- Click **Find an Entity Administrator** to search for an Entity Administrator of a different Entity:

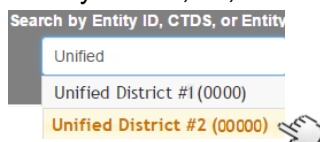
Note: Also available by clicking **Find Entity Administrator** at the top of screen:

Find an Entity Administrator

Search by Entity ID, CTDS, or Entity Name:

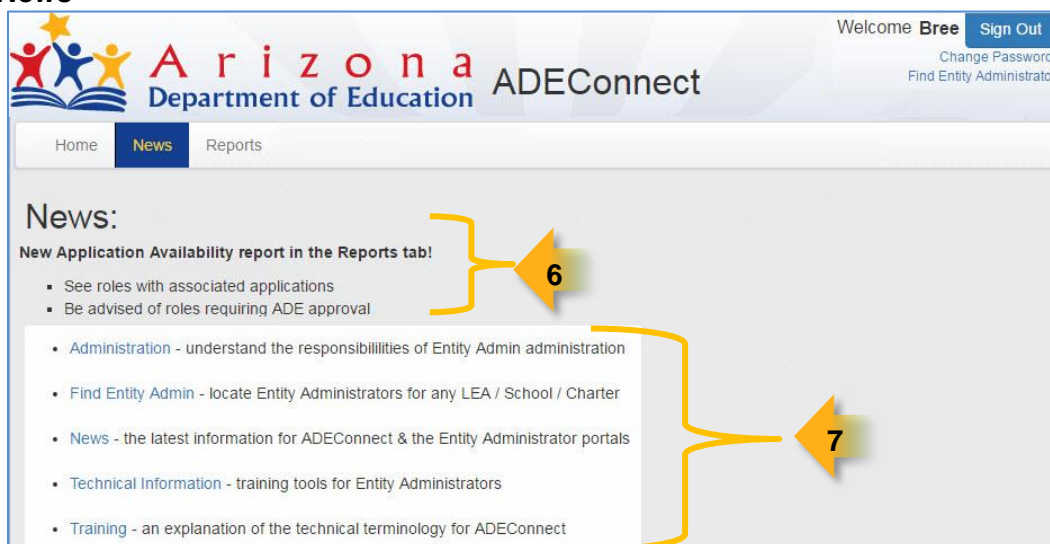


- Type the Entity **Name**, **ID**, or **CTDS**; matching Entities populate the drop-down menu:



- Select the **Entity** from the drop-down menu.

Figure 2: News



(6) Announcements of new portal functionality, including new:

- Applications
- Enhancements
- Menu options
- Reports
- Updates
- Roles and Permissions
- Tips and articles
- Modifications to the portal or related processes

(7) Links to help answer questions, locate training materials, and find information about ADEConnect's latest updates.