

Engaging Families and the Community in Partnership

*Presented by: Lisa Buccigrosse, Lead Faculty for Elementary Education/Assistant Professor – School of Education
Karen Hutter, Lead Faculty for ECE/Assistant Professor – School of Education*

The 3rd Annual Kindergarten Transition for All Children Summit

Wednesday, October 11th @ 3:00 p.m.

A stylized landscape illustration featuring rolling green hills in the foreground, a small tree with a brown trunk and purple and pink foliage on the left, and blue and white wavy hills in the background under a blue sky.

Welcome & Overview

Name Cards

- *First Day / First Conference Introduction*
 - *Students and Parents*
- *Strategic items placed on card*
- *Promotes*
 - *Academic review*
 - *Sharing (conversation)*

● Name Card:

- First Name or Nickname
- Grade-level & School
- Think of a person in the Social Studies you would like to meet and write that name down. Tell someone why you chose that person



Brochures

Brochures for:

- State and Community Resources
- Math
- Reading
- Language Acquisition
- Homework
- Bloom's Taxonomy

We all want our children to use necessary critical thinking skills. Utilizing Bloom's Taxonomy, you will help develop and strengthen your child's thinking skills at home. Using the questioning stems within the levels of the Bloom's Taxonomy will move the child's thinking process from the lowest level of thinking, Remembering into the higher levels of Understanding, Applying, Analyzing, Evaluation and Creating. Children will begin to answer questions that require them to organize previous information, thus developing critical thinking skills. We want to encourage children to think for themselves, have the skills necessary to listen, analyze and interpret the information that will be a constant part of their lives. Memory and understanding are part of this process, but to succeed in further processing this flow of knowledge requires higher level techniques. Bloom's Taxonomy will provide the foundation for learning and using the higher levels of thinking.



Books

Ages 2-5

The Velveteen Rabbit by Margery Williams
Good Night Moon by Margaret Wise Brown
Corduroy by Don Freeman
Go, Dog. Go! By P.D. Eastman
Green Eggs and Ham by Dr. Seuss
If You Give a Mouse a Cookie, by Laura Numeroff
The Very Hungry Caterpillar by Eric Carle
Brown Bear, Brown Bear by Bill Martin, Jr.
Sneetches by Dr. Seuss

Ages 6-8

Nate the Great by Marjorie Weinman Sharmat
Superfudge series, by Judy Blum
Alexander and the Terrible No Good Very Bad Day by Judith Viorst
Amelia Bedelia series, by Herman Parish
Charlotte's Web by E.B. White
Empty Pot by Demi
Whoever You Are by Mem Fox

Ages 9-12

Diary of a Wimpy Kid series by Jeff Kinney
Hatchet by Gary Paulson
Where the Red Fern Grows by Wilson Rawls
Holes by Louis Sachar
Hoot by Carl Hiaasen

Ages 13-16

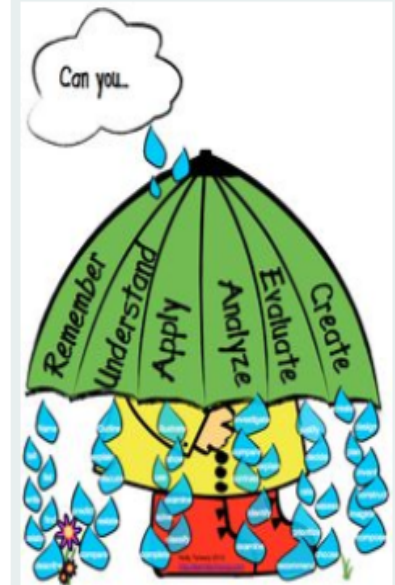
The Fault in our Stars by John Green
The Giver by Louis Lowery
Goosebumps by R.L. Stine
The Penderwicks by Jeanne Birdsall
Harry Potter series by J.K. Rowling

Resources:

Exquisite Minds: www.exquisite-minds.com
ReadingA-Z: www.learning-a-z.com
Raz-Kids: www.raz-kids.com
50 Resources for Parents of Gifted and Talented Kids-www.teachthought.com

Blooms Taxonomy

Encourage Critical Thinking




Word Wallet

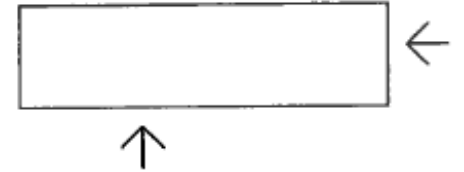
- Reinforcement of Academic Skills
 - At home
 - In the classroom
- Kindergarten through 3rd grade
 - English learners
- Let's give it a try!

Word Wallet (Made with Construction Paper)

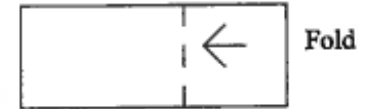
1. Fold construction paper (hot dog fold)



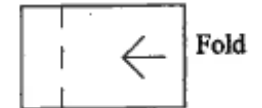
2. Tape the open side and bottom.



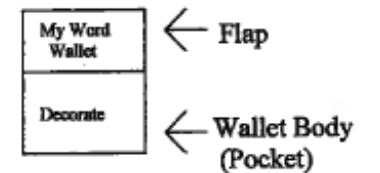
3. Take one end and fold up 3 1/2 inches to make a pocket.



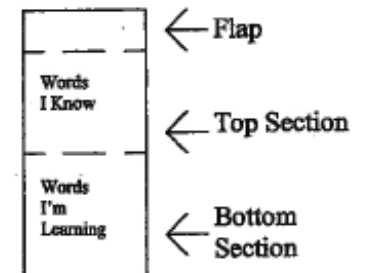
4. Take the folded end and fold a second time. Cut the front part of the flap starting at the folded edge.



5. Fold down remaining section for the flap to close the wallet.



6. Inside of Wallet

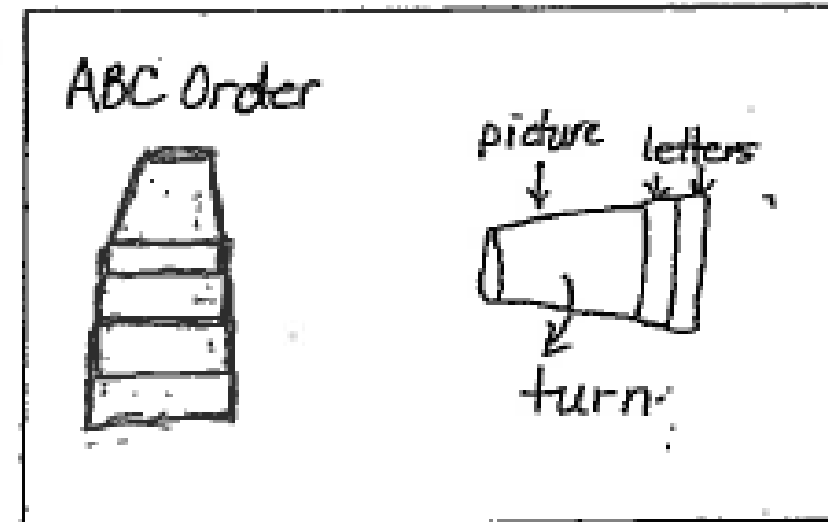


Phonology Cup

- Investigate words in a meaningful and memorable way
- Class and Home use
 - Classroom – partner reading
 - Home – with parents
- Kindergarten through 3rd grade
 - English learners
- Let's give it a try!

ABC Order
Stack cups with the top cup closest to "A". apple banana carrot The bottom is closest to "Z".

Rhyming Words	
Cup 1	Cup 2
t	op
st	op
h	op
m	op



A stylized, layered landscape illustration. The foreground features rolling green hills with varying shades of green and brown soil. On the left, there is a green tree, a purple flower, and some orange foliage. A small red bird is flying in the upper left. The background consists of light blue and white wavy bands representing the sky.

Q & A