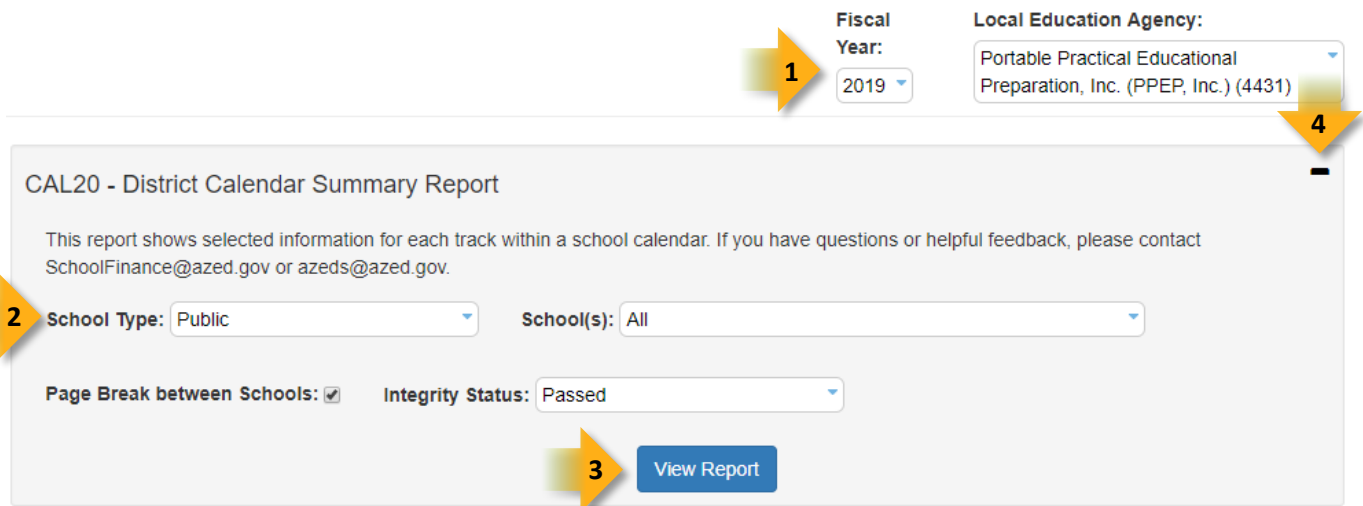



CAL20 – District Calendar Summary Report

The CAL20 report shows summaries of each track within a Local Education Agency (LEA). It displays certification and Integrity statuses for each schools' tracks.



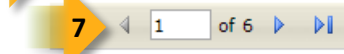
The screenshot shows the report configuration interface. At the top right, there are two dropdown menus: 'Fiscal Year' (set to 2019) and 'Local Education Agency' (set to Portable Practical Educational Preparation, Inc. (PPEP, Inc.) (4431)). Below these are the report parameters: 'School Type' (Public), 'School(s)' (All), 'Page Break between Schools' (checked), and 'Integrity Status' (Passed). A 'View Report' button is at the bottom right. A collapse icon (three horizontal lines) is in the top right corner of the report area. Yellow arrows with numbers 1-4 point to these specific elements.

1. **Select Fiscal Year and Local Education Agency** in the upper-right corner before running the report.
2. **Reporting Parameters:** Users must choose options from the following menus:
 - School Type
 - School(s)
 - Integrity Status
3. **View Report:** Queries results (shown below).
4. **Collapse:** To provide more room for viewing the report, the  icon button collapses the interface.

ADE Quick Reference Guides

AzEDS Reports

CAL20 - District Calendar Summary Report



CAL20	Portable Practical Educational Preparation, Inc. (PPEP, Inc.) (4431)	CTDS: 10-87-44-000
Fiscal Year: 2019	District Calendar Summary Report	Page: 1 of 6
School Year: 2018 - 2019		Report Date: 07/05/2018 10:55 AM

- Expand:** Click the **+** icon button of a collapsed report to expand the report interface.
- Export Options:** Selecting CSV prompts to save or open the report as an Excel document. Selecting Print displays the report in a preview window. Click the print button to print the report as it appears on the screen.
- Navigation:** The **◀** and **▶** buttons move forward and backward, one page at a time. The **◀◀** and **▶▶** buttons move to the first and last page, respectively. A specific page number can be entered in the textbox.
- Search:** Type the name of entity, or part of a name, to quickly scan the report. Matches are highlighted in blue.
- Main Header:** Displays the Report Name, Fiscal Year, and School Year on the left side of each page; displays the LEA name and Entity ID number on the center of each page; displays the LEA CTDS number, Page Number, and Date of the report on the right side of each page.

School CTDS: 10-87-44-204
 School Name: PPEP TEC - Alice S. Paul Learning Center (5876)



Track	Certified	Date Certified	Certified By	First Day	Last Day	Instructional Days	Teacher Only Days	Holidays	Short Days	Other Days	Integrity Result
2	No			08/01/18	05/23/19	149	0	3	0	60	Passed

School CTDS: 10-87-44-201
 School Name: PPEP TEC - Celestino Fernandez Learning Center (5873)

Track	Certified	Date Certified	Certified By	First Day	Last Day	Instructional Days	Teacher Only Days	Holidays	Short Days	Other Days	Integrity Result
2	No			08/01/18	05/23/19	149	0	3	0	60	Passed

- Sub-Header:** Displays the School CTDS and School Name on the left side as a group header.
- Track Data:** Displays the following information for each track, if available:
 - Track number
 - Certification status, date, and certifying user
 - Declared First Date: as submitted when creating the track
 - Declared Last Date: as submitted when creating the track
 - Declared Instructional Days: as submitted when creating the track
 - Summarized teacher only days, holidays, short days, and other days
 - Integrity status