

AZELLA

Test Administration

PELL – September 7, 2018

Arizona Department of Education






AZELLA Placement Test

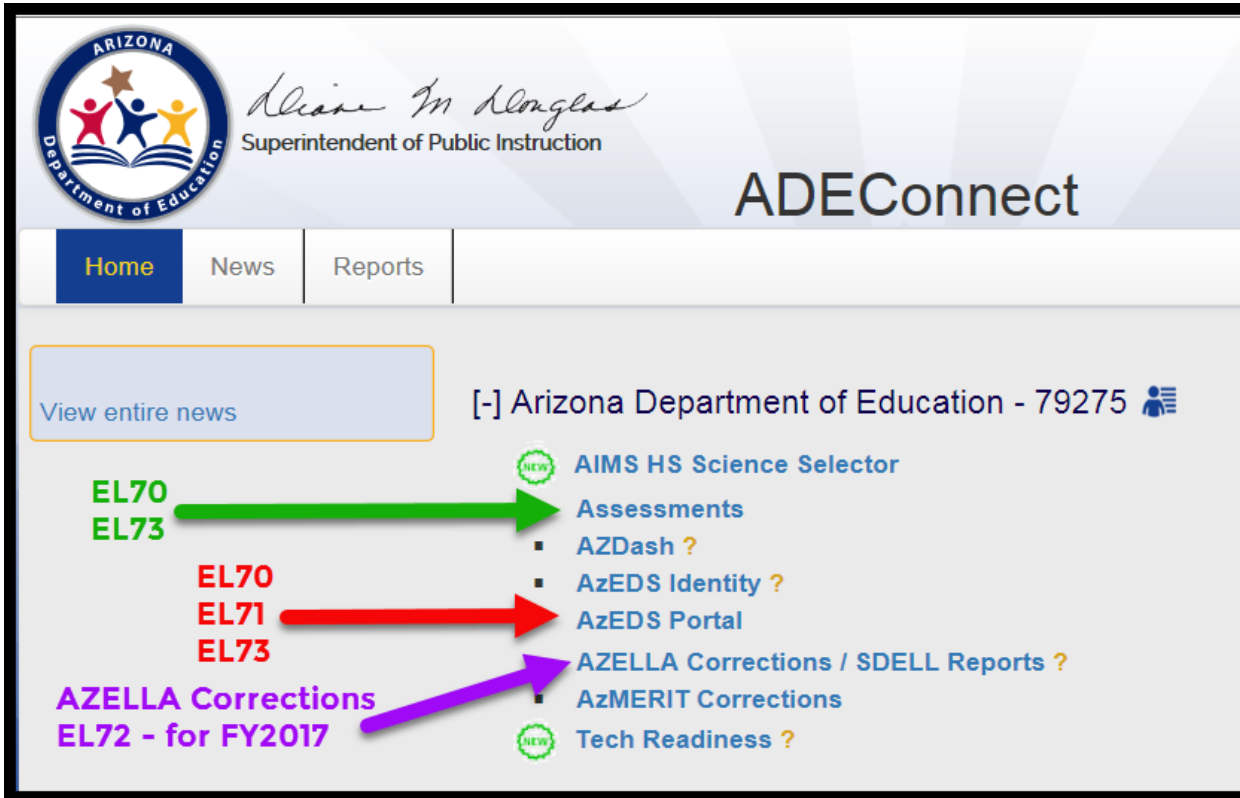
- Kindergarten and Stage II are paper/pencil tests
- Stages III, IV, and V are online tests
- PearsonAccess^{next} User's Guide – updated
- No Seal Codes for Stages III, IV, and V
- Work Requests (in PAN) need to be used to transfer students from one school to another school
 - Student **has** been tested
 - Reject the request but enter a message that includes
 - Test Date
 - Overall Proficiency Level
 - DTC contact information to get the Pearson printed report
 - Student **hasn't** been tested
 - Approve the request

Download and Save FY 2018 Reports and Student Data Files from PAN

- Download and save the 2017 – 2018 Placement Test and Spring 2018 Reassessment Student Reports and Student Data Files from PAN by **September 28, 2018**, from the **DISTRICT ENTITY LEVEL**
- Change test administration in PAN
- **Reports >> Published Reports**
- Download and save the first 2 or 3 (if you have KG students) cumulative files in your list for the Placement Test and the first 3 files for the Spring Reassessment Test

<input type="checkbox"/>	File Name	Placement
<input type="checkbox"/>	 AZELLA Kindergarten Placement District Roster Proficiency	
<input type="checkbox"/>	 AZELLA Placement District Roster Alphabetical	
<input type="checkbox"/>	 AZELLA Placement Student Data File	

<input type="checkbox"/>	File Name	Spring Reassessment
<input type="checkbox"/>	 Spring 2018 AZELLA District Alphabetical Roster	
<input type="checkbox"/>	 Spring 2018 AZELLA District Proficiency Roster	
<input type="checkbox"/>	 Spring 2018 AZELLA Student Data File	



ADE Reports

EL70 Report

EL73 Report

AZELLA Corrections

ADEConnect account is required to access AZELLA data from ADE

- **AZELLA DTC** role
- **ELL** role

ADEConnect Entity Administrator, please follow the instructions in the ***ADEConnect Entity Administrator Manual***

AzEDS Portal

AzEDS Portal

May require additional permission from your Superintendent

Access to AzEDS Portal is NOT required because the EL70 and EL73 Reports are available from Assessments

The screenshot shows the AzEDS Portal interface. At the top, there is a navigation bar with the AzEDS logo and links for System Status, Dashboard, Reports (highlighted with a red box), and Student Analysis. Below the navigation bar, there are two filters: Fiscal Year (set to 2019, highlighted with a purple box) and Local Education Agency (a dropdown menu labeled 'Select an Option'). The main heading is 'Reports'. On the left, there is a sidebar menu with three items: Student Detail, Accountability, and English Language Learner (highlighted with a red box). Below the sidebar, there is a list of reports: ELL10 - ELL Data Verification Report, ELL71 - ELL Program Participation Report, EL70 - AZELLA Student Test History Report, and EL73 - EL Student Need Report. The entire list of reports is enclosed in a purple box. On the right side of the page, there is a section titled 'Reports' with the text 'Please select a report from the menu.'

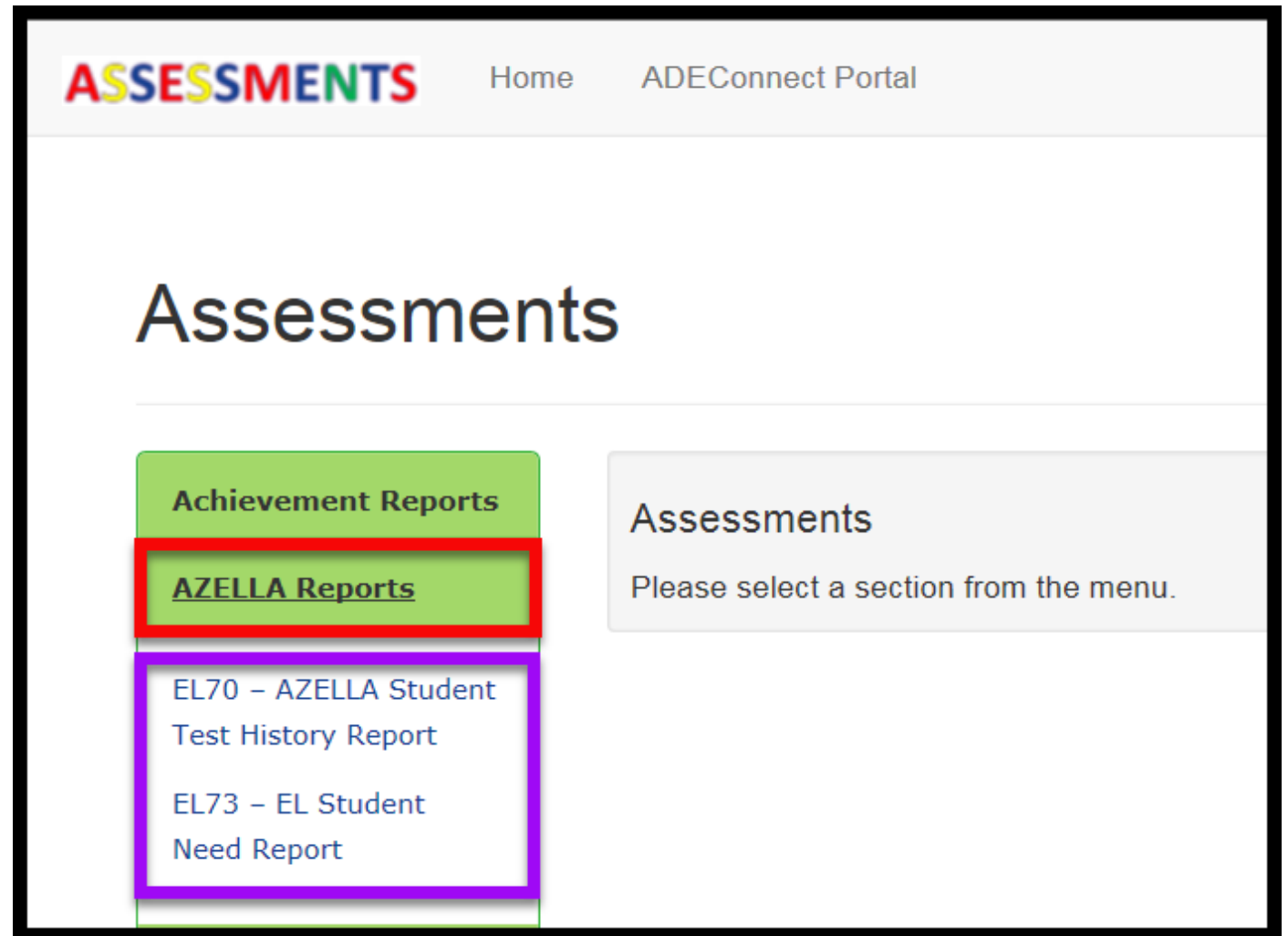
Assessments

Assessments

Superintendent
provides access
permission

AZELLA DTC role must
be approved by ADE

ELL role does not
require ADE approval



AZELLA Corrections

AZELLA Corrections

Student Demographic data that was entered into PAN and passed to ADE with AZELLA record does not match AzEDS. Correct 1 error, per student, per day. **MUST match AzEDS EXACTLY!**

- SSID
- Last name
- First name
- Date of Birth

CTDS	District Entity II	District	SchoolEntity	School	Test Date	Scoring Cycle	SAIS ID	Last Name	First Name	Date Of Birth	Overall Proficiency	Total Scale Score
		Unified School District		Elementary School	03/01/2018	azella18sp	431	GO	JAN	04/0	<div>Date Of Birth <u>01/16/2007</u></div>	
		School District		Elementary School	02/22/2018	azella18sp	19	MO	VIC	10/1		
		Elementary District		School	02/27/2018	azella18sp	71	MO	Mohammad	04/0		Pre-Emergent/Er 2335

UNDERLINE = TO BE CORRECTED

NO UNDERLINE = CORRECTED

Enter Correct Date Of Birth

07/16/2007

Save

Finding the Demographic Errors

CTDS	District Entity ID	District	SchoolEntity	School	Test Date	Scoring Cycle	SAIS ID	Last Name	First Name	Date Of Birth	Overall Proficiency	Total Scale Score
------	-----------------------	----------	--------------	--------	-----------	------------------	---------	-----------	------------	------------------	------------------------	----------------------

The student demographics must **EXACTLY** match the student's **EL70 Report**.

1. Use the SSID from the AZELLA Corrections application to pull-up the EL70 Report.
2. If there is no EL70 Report for that SSID, then there is an error with the SSID. If there is an EL70 Report for the SSID, compare the last name, first name, and date of birth from the AZELLA Corrections application to the EL70 Report to figure out which error(s) need to be corrected.

EL70 Report

Student Demographics							
SSID	Last Name	First Name	Middle Name	DOB	Enrolled Grade	Home Language	Gender

The demographics in the AZELLA Corrections application must match EXACTLY as they show on the student's EL70 Report.

Spot the Errors

CTDS	District Entity II	District	SchoolEntity	School	Test Date	Scoring Cycle	SAIS ID	Last Name	First Name	Date Of Birth	Overall Proficiency	Total Scale Score
------	-----------------------	----------	--------------	--------	-----------	------------------	---------	-----------	------------	------------------	------------------------	----------------------

The student demographics must EXACTLY match the student's EL70 Report.

		JOHN PAUL	
AZELLA Corrections application			

Student Demographics EL70 Report			
SSID	Last Name	First Name	Middle Name
		John-Paul	

		FRANCISCO JAVIER	
AZELLA Corrections application			

Student Demographics EL70 Report			
SSID	Last Name	First Name	Middle Name
		Francisco	Javier

More Examples of Errors

AZELLA Corrections application

03/06/2018

Student Demographics **EL70 Report**

SSID	Last Name	First Name	Middle Name	DOB
				07/10/2009

11272012

11/27/2012

AZELLA Corrections application

SSID:

11272012 *

Student Demographics **EL70 Report**

SSID	Last Name	First Name	Middle Name	DOB
------	-----------	------------	-------------	-----

ID

Name

Birth Date

52744225

11/27/2012

AzEDS Identity

Current and Eligible for EL Services AZELLA Test Record

Current AZELLA Test Record

The **last** AZELLA test record is dated during the current or prior Fiscal Year

Eligible for EL Services

- 1) "Current" AZELLA test record, and
- 2) Overall Proficiency Level is less than Proficient, and
- 3) The student does **NOT** have a SPED Withdrawal dated **AFTER** the last AZELLA test date

**Current FY
2018 – 2019**

**PRIOR FY
2017 – 2018**

Eligible for EL Services
Current record
Less than proficient
No SPED W

AZELLA Data



- Review EL73 Report every week
- Review EL71 Report every week
- Correct Integrity errors
- Correct student demographic errors in the AZELLA Corrections application
- Complete administration of Placement Tests ASAP
- Cycle 4 closes **9/14**/2018
- Cycle 5 closes **10/12**/2018

Data Extraction for Spring Reassessment



- Mid-November 2018 for **Stages I and II** (Kindergarten and Grades 1 and 2)
 - Participation Counts in December 2018
 - Pearson to create and ship your initial order of Reassessment Test materials
 - Includes Pre-ID Labels

Mid-Year Placement Testing

November 19 –
December 21, 2018



Intermediate to Proficient

Stages II – V Intermediate to Proficient

<http://www.azed.gov/assessment/2017/09/25/midyearplacement/>

- Last AZELLA record must be from **last school year**
- Must be **currently enrolled** in SEI, ILLP, or Bilingual EL Services
- OPL = Intermediate
 - Reading = Intermediate or Proficient
 - Writing = Intermediate or Proficient
 - Total Combined = Intermediate or Proficient

Stage V Basic to Intermediate

<http://www.azed.gov/assessment/2018/09/05/stagev-seirefinedmodel/>

- Last AZELLA record must be from **last school year**
- Must be enrolled in **SEI** or **ILLP** EL Services for **at least 9 weeks this school year**
- OPL = Basic
 - Reading = Basic, Intermediate, or Proficient
 - Writing = Basic, Intermediate, or Proficient
 - Total Combined = Basic, Intermediate, or Proficient

AZELLA Spring Reassessment Testing

February 4 – March 22, 2019



Important Dates

- **Nov. 1** – Online Reassessment Test Training Session 1 – **all Stages**
- **Nov. 1** – Online Reassessment Test Training Session 2 – **Stages I and II**
- **Nov. 15** – Data Extraction for **Stages I and II**
- **Dec. 3** - Online Reassessment Test Training Session 3 – **Stages III – V**
- **Dec. 3 – 14** – Participation Counts in PAN for **Stages I and II**
- **Jan. 9** – Online Reassessment Test Training Session 4 – **all Stages**
- **Jan. 21 – 24** – Test materials delivered to districts for **Stages I and II**
- **Jan. 25** – Additional orders for **Stages I and II**
Reassessment testing materials can be placed through PAN

SUN	MON	TUES	WED	THUR	FRI	SAT
NOVEMBER 2018				1	2	3
4	5	6	7	8	9	10
11	12	13	14	15	16	17
18	19	20	21	22	23	24
25	26	27	28	29	30	
DECEMBER 2018						1
2	3	4	5	6	7	8
9	10	11	12	13	14	15
16	17	18	19	20	21	22
23	24	25	26	27	28	29
30	31					
JANUARY 2019						
		1	2	3	4	5
6	7	8	9	10	11	12
13	14	15	16	17	18	19
20	21	22	23	24	25	26
27	28	29	30	31		

Refer to the EL73 Report

- Students listed on the EL73 Report with the **Last AZELLA Test dated 2017 and 2018** must be administered the Spring Reassessment Test.
 - Review Spring Reassessment Testing window dates with the Special Education Department.
 - Spring Reassessment Tests will not be invalidated due to miscommunication within the district/school.
- Students who are administered an AZELLA Placement Test after January 1, 2019, should NOT be administered the Spring Reassessment Test.
 - Students who **require an AZELLA Placement Test** during the Spring Reassessment Testing window **MUST** be **administered a Placement Test NOT** the Spring Reassessment Test.

