

State Systemic Improvement Plan (SSIP)



Kathy Hoffman
Superintendent of Public Instruction

Background Updates & Outcomes

SEAP Meeting
March 30, 2021

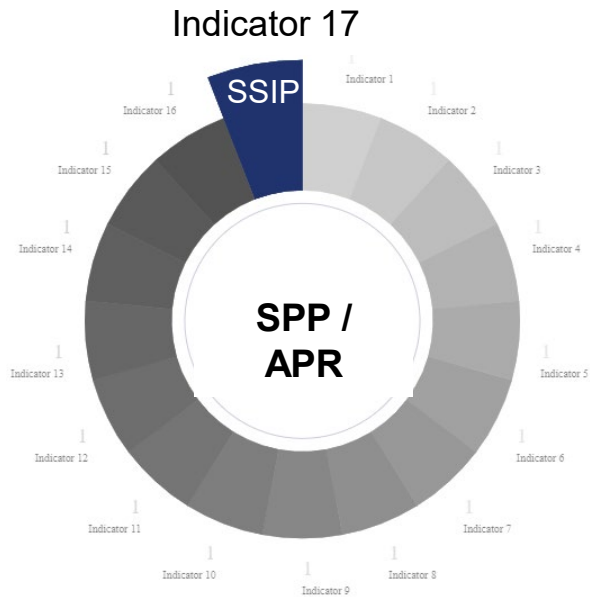
Shaun Stevenson
SSIP Coordinator



Background: SSIP and SSIP Schools


What is SSIP?

Providing support activities that are focused on improving the results for students with disabilities.



Determining SSIP Schools

Risk Analysis
Tool



Program Support and Monitoring Cycle



SSIP Learning Communities

- At Moderate Risk
- Below State Average - SWD ELA: G3-5
- 10+ SWD: G3-5

Supporting PEAs for Positive Student Outcomes



SSIP Activities

- Success Gaps Rubric & Action Plan
- Evidence-Based Practices Diagnostic Tool
- ELA Benchmark Data Collection
- SSIP & EBP Survey

The Success Gaps Rubric (SGR) & Action Plan

Activity: Self-assessment of community systems (rating 1–4)

Function: Find the gaps → address w/ action → improved systems and outcomes

Support Resources:

- Video—Overview
- Video—Tips
- Feedback Rubric

The SGR & Action Plan

Changes This Year: Tips Video + New Feedback & Action Plan

Outcomes from Changes: +24% in targeting factors that lead to improved levels of Implementation

Activity Outcomes: Year 1 Level of Implementation on Targeted Action = 2.3
Year 2 Level of Implementation on TA Indicators = 2.7
(+40%)

Potential Changes: Enhanced Guidance for all Y1 PEAs & Targeted Guidance for Y2 PEAs

Evidence-Based Practices (EBP) Diagnostic Tool

Activity: Data collection of evidence-based practices during observation walkthroughs

Function: Data provides foundation for PEAs to examine growth and target practices for development

Support Resources:

- Process Overview—Presentation
- Process Steps in Detail
- EBP Examples/Non-Examples

The EBP Diagnostic Tool

Changes This Year: Data by Practice & Support Presentation

Outcomes from Changes: 28 aggregated practices to 105 disaggregated practices for data reliability & targeted growth / intervention

Activity Outcomes: +6 EBPs / Classroom (45+ days between measures)

Potential Changes: Enhanced on-site guidance through process and additional classroom observations for data and growth in practices

ELA Benchmark Data Collection

Activity: PEA Reading Benchmark Data—Fall, Winter, and Spring

Function: Data to support progress toward SiMR

Activity Outcomes: Pending

Potential Changes: Alignment with MOWR in SiMR and Benchmark data for improved data reliability and consistency

The SSIP & EBP Surveys

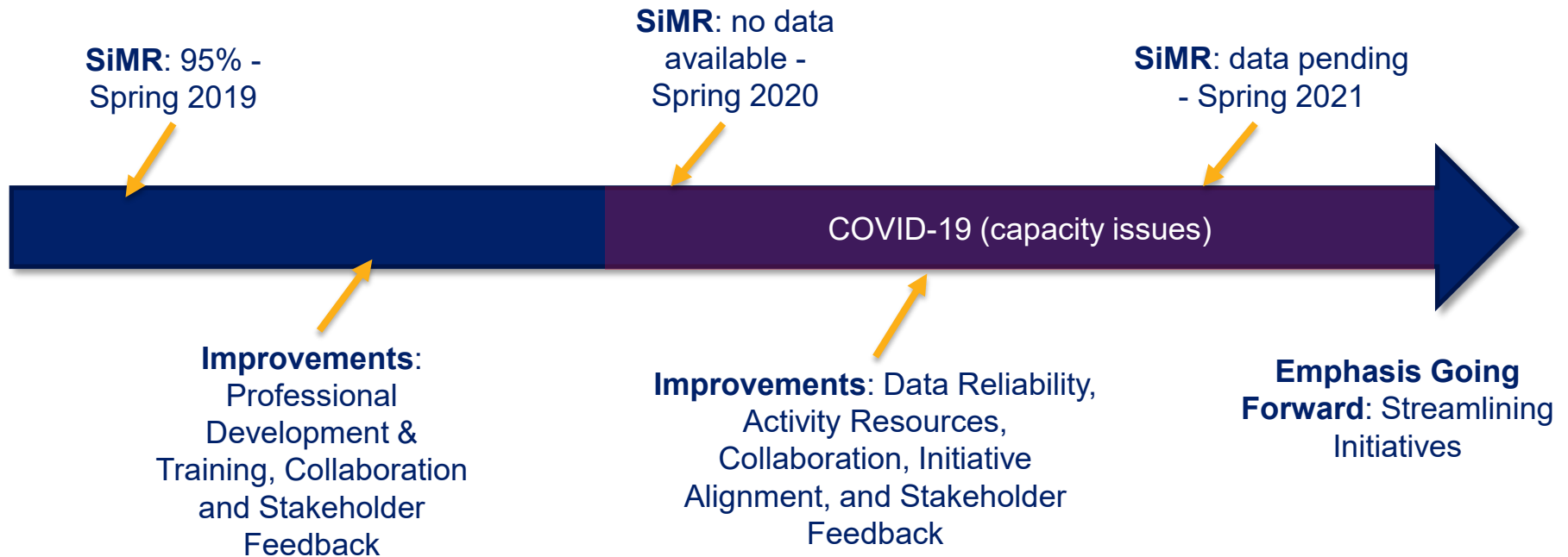
Activity: Feedback on the Success Gap and Action & EBP activities

Function: Activity and process improvements & data reliability

Feedback Example:

- Feedback indicating more consistency with PEA-SSIP team participation in Year 1 as compared to Year 2
- Inter/Intra-agency discussions to further align SEA required initiatives

SSIP Overall Progress & Outcomes



SSIP Resources

SSIP Website: <https://www.azed.gov/specialeducation/ssip>

- PEAs
- Activities
- Dates
- Support Documents

Contact Information: shaun.stevenson@azed.gov