



SSIP Year in Review: SY 2021–22

Overview, Updates, and Feedback

32 SSIP PEAs in SY 2021-22

SSIP PEAs – Year 1

Avondale ESD Phoenix ESD
Chino Valley USD Saddle Mountain USD
Harvest Power Community Development Group, Inc
Humboldt USD Show Low USD
Kayenta USD Somerton ESD
Legacy Traditional School - Glendale Wilson ESD

SSIP PEAs – Year 2

Country Gardens Charter Schools
Flagstaff USD
Hayden-Winkelman USD
Lake Havasu USD
Little Lamb Community School
Legacy Traditional School - North Chandler
Mohave Valley ESD
The Grande Innovation Academy
Williams USD

SSIP PEAs – Year 3

Baboquivari USD Incito Schools
Cambridge Academy East, Inc Laveen ESD
Colorado City USD Litchfield ESD
Edkey, Inc. – Sequoia Charter School Nogales USD
Heber-Overgaard USD Page USD
Holbrook USD Research Based Education Corp

SSIP Year in Review: SY 2021–22

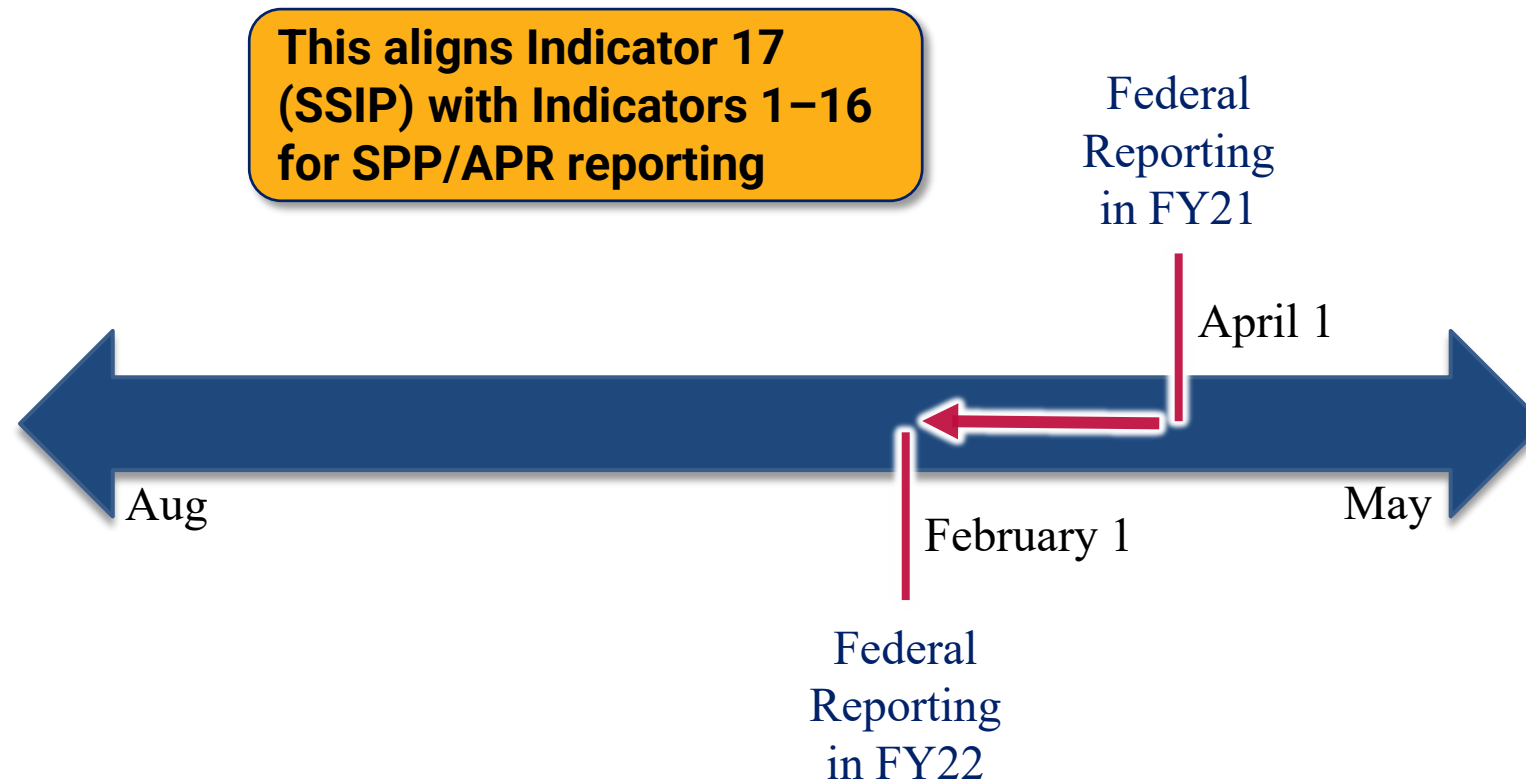


Overview, Updates, and Feedback

Submission Timelines

New SSIP Activity Timeline

Federal Reporting Moved from April 1 to February 1



The Effect on the SSIP Activity Timeline

SSIP Years 1–3

Activities	FY 21	FY 22
Success Gaps Rubric & Action Plan: Fall	November 24	August 27
Literacy Data: Fall	February 19	October 1
SSIP Survey	January 15	December 3
Literacy Data: Winter	February 19	February 1
Success Gaps Rubric & Action Plan: Spring	April 2	April 1
Literacy Data: Spring	June 17	June 1

Apr 1 **Federal Reporting** **Feb 1**



SSIP Year in Review: SY 2021–22



Overview, Updates, and Feedback

Alignment

Alignment with Move On When Reading (MOWR):

From Benchmark to Screener Assessments

	FY 18–21	FY 22
Data Considerations	Literacy Benchmarks	Literacy Screeners
Scores from Literacy Development	Comprehension	Composite (Foundational to Comprehension)
Data Validity and Reliability	Wide array of assessment tools with ranging degrees of research foundation	Limited set of assessment tools with high degree of research foundation
Comparative and Contrasting Data Sets for Analysis and Action	Comparative data limited to same assessment tools and measures within SSIP	Comparative data across SSIP and contrasting data across MOWR



SSIP Year in Review: SY 2021–22



Overview, Updates, and Feedback
Documentation

New SSIP Documentation Structure

3-Year Activity Forms

Rather than completing a new activity form for each submission, the PEA can now provide updates to a living form during the 3-year SSIP process.

	FY18–21 Activity Structure	FY22 Activity Structure
Success Gaps Rubric & Action Plan (SGR & AP)	6 Submissions 6 Activity Forms	6 Submissions 1 Activity Form
SGR & AP Fidelity Feedback Form	6 Submissions 6 Activity Forms	6 Submissions 1 Activity Form
Literacy Screener Data Reporting Form	9 Submissions 9 Activity Forms	9 Submissions 1 Activity Form
Total Forms	21 Activity Forms	3 Activity Forms

Implications

Having a single activity form shifts some of the burden of time and effort in pursuing systemic change from documenting initiatives to pursuing them. It allows the SSIP Teams to reference within, rather than between, documents.

SY2021–2022 Fall	Partially Implemented	-
SY2021–2022 Spring	-	Implemented

<input type="checkbox"/> Action Step #
<input checked="" type="checkbox"/> Update: 4/2/21

<input type="checkbox"/> Action Step #
<input checked="" type="checkbox"/> Update: 8/23/21

<input type="checkbox"/> Action Step #
<input checked="" type="checkbox"/> Update: 3/22/22

The result is improved ability to visualize and maintain a cohesive connection between progress and goals, allowing for the ability to achieve improved outcomes.



SSIP Year in Review: SY 2021–22



Overview, Updates, and Feedback
The SSIP Survey

The SSIP Survey

The EBP Survey

80% of respondents reported their SSIP Tracking form and correspondence with their ESS Specialist as being helpful resources during SSIP.

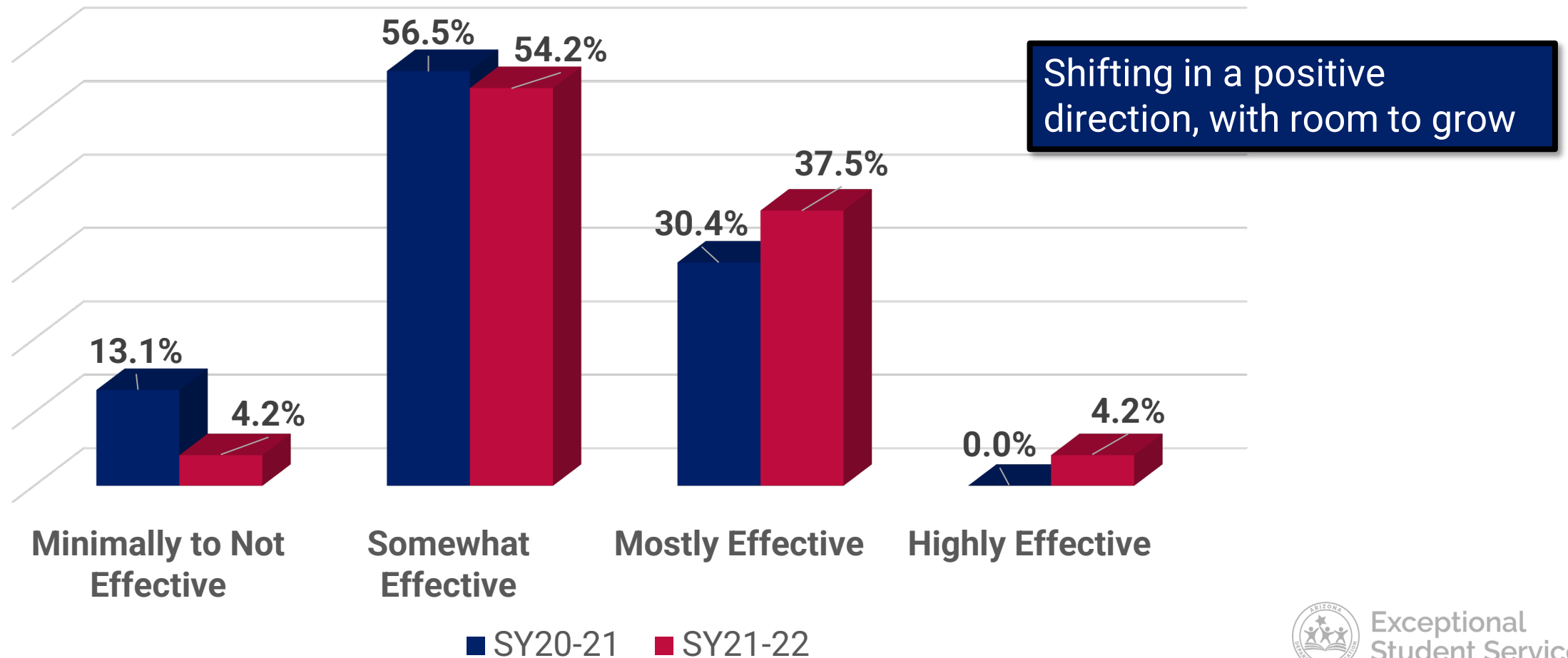
96% reported that their SSIP Teams meets either monthly or quarterly to discuss SSIP Progress in their learning communities.

While most reported SSIP resources positively, 29% would like more guidance, support, and collaboration including onsite visits when possible.



SSIP Survey Question—Rating Outcomes

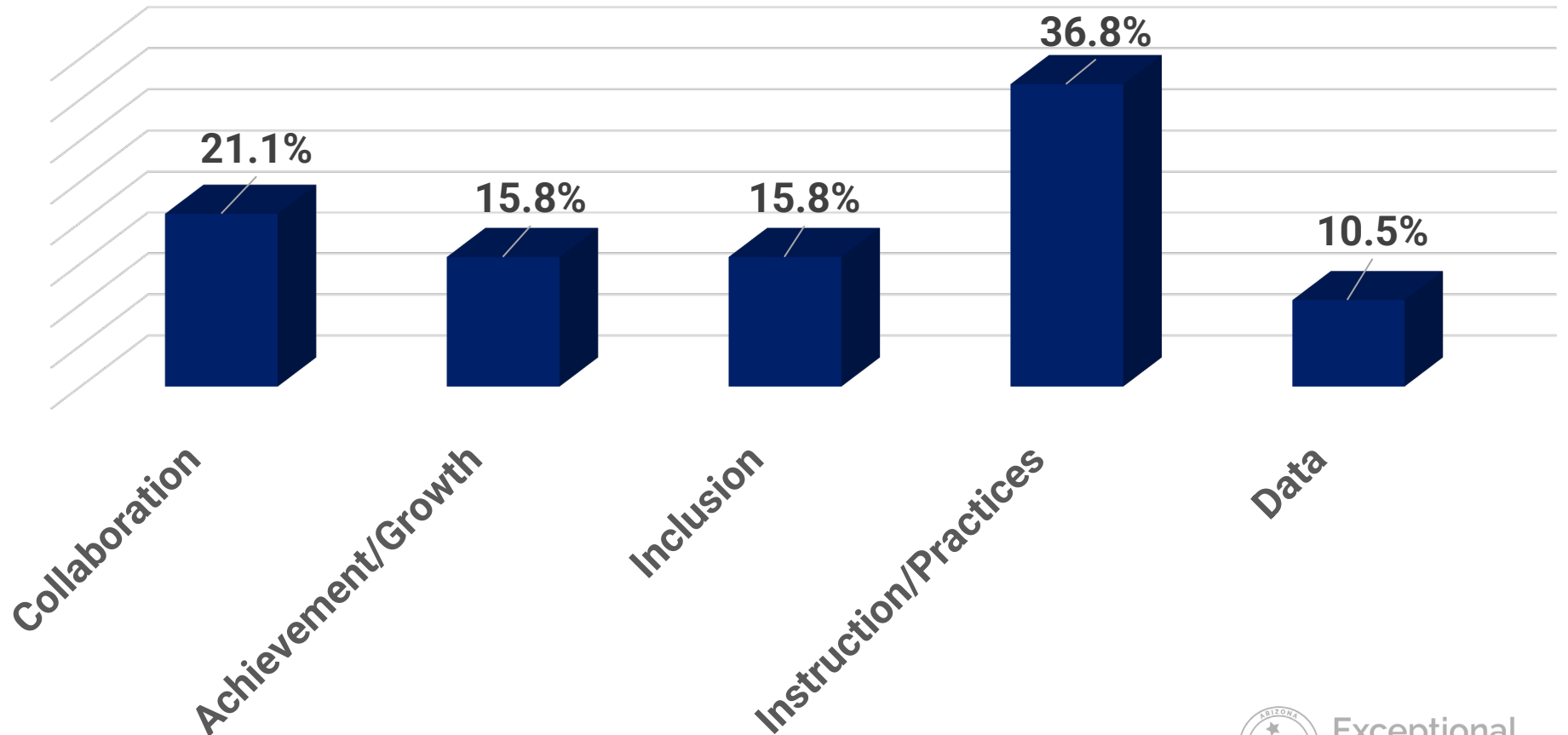
How would the SSIP Team rate the outcomes of the Action Plan, based on effectiveness?



SSIP Survey Question—Characterizing Outcomes

If your Action Plan has resulted in any positive outcomes, please briefly describe any of these positive outcomes below.

71% of surveyed, described positive outcomes, in the following realms:





Exceptional Student Services

Thank You

Shaun Stevenson, SSIP Coordinator
shaun.stevenson@azed.gov
(602) 542-7072